

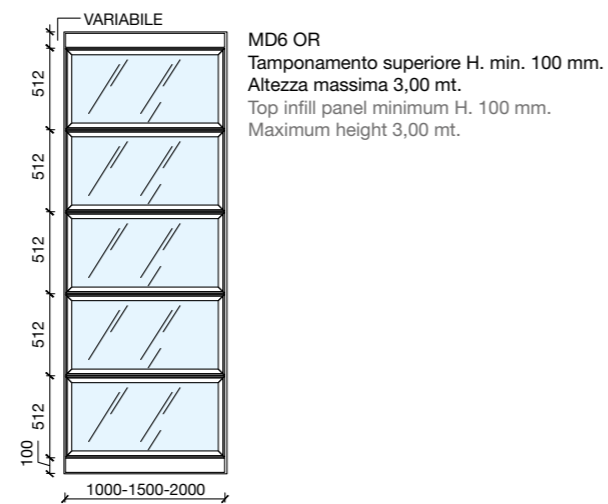
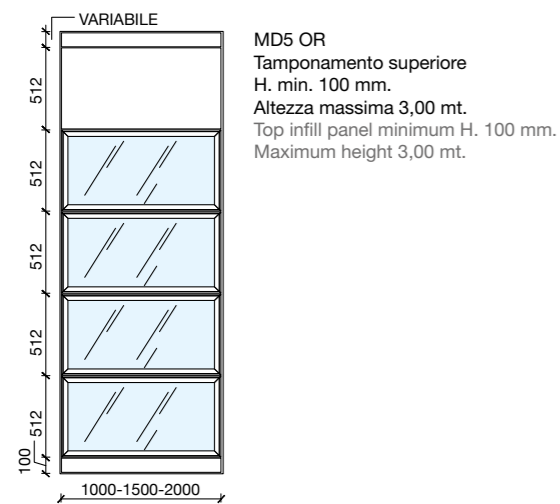
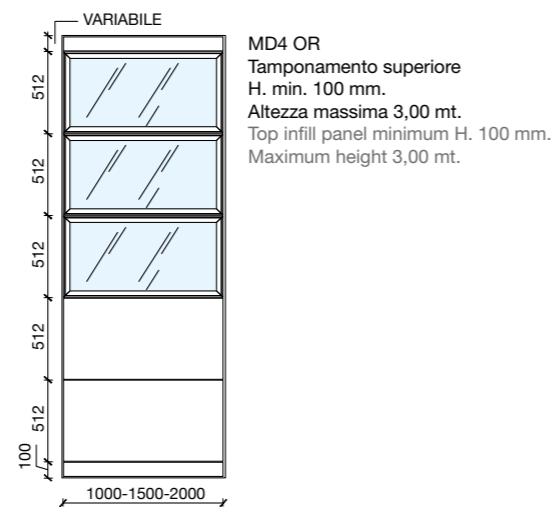
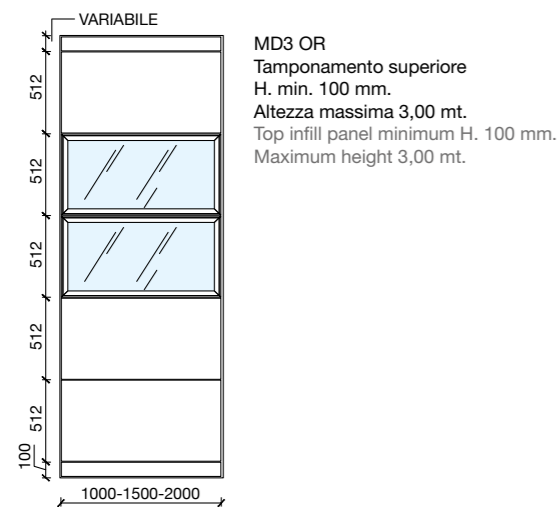
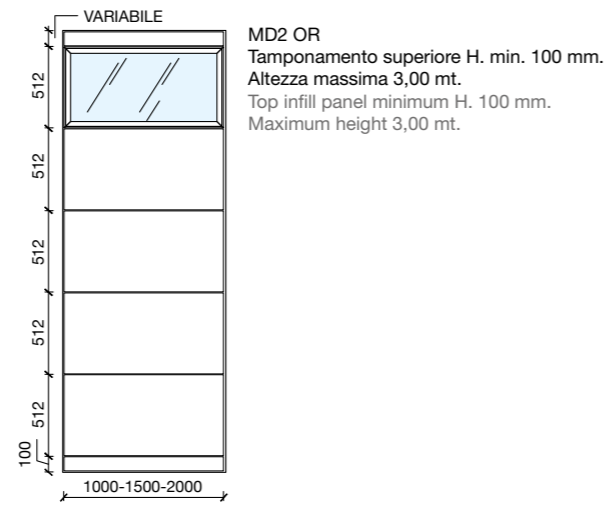
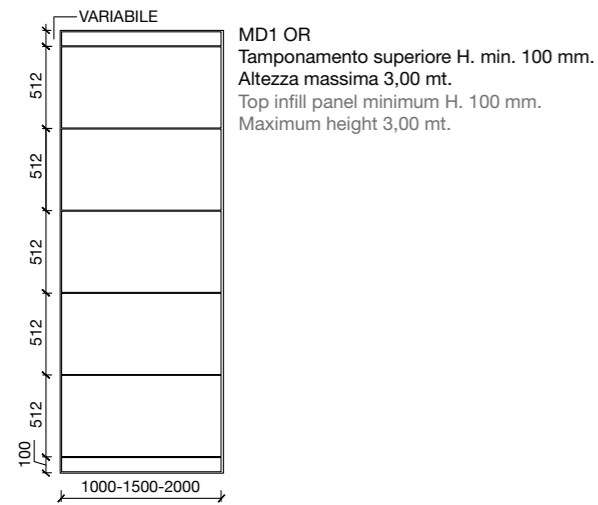
Moduli standard:

- Doppi pannelli in truciolare sp 18 mm con finitura in melaminico
 - Doppi vetri trasparenti sp. 4 mm per le parti vetrate
- FRAME e FRAME TRE
- Profili portavetro alluminio ox naturale

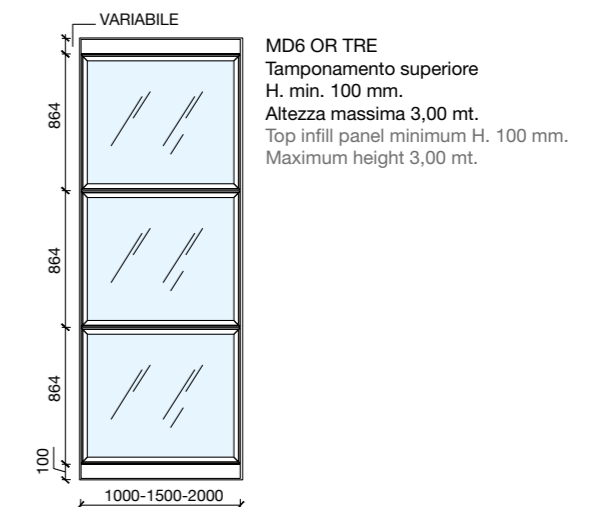
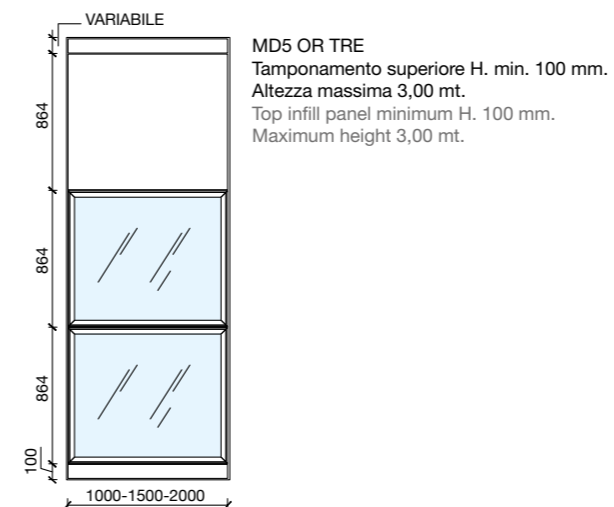
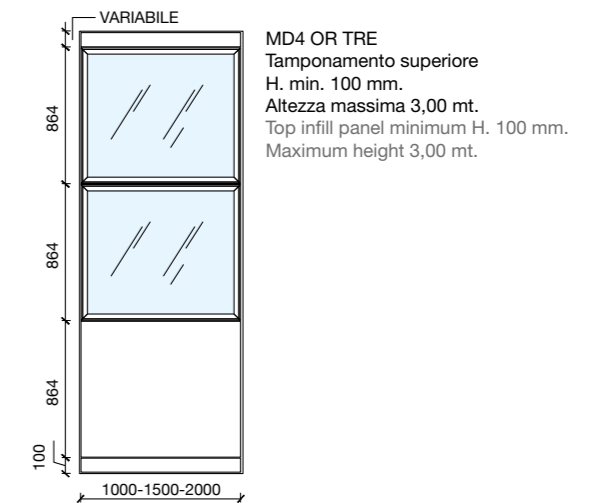
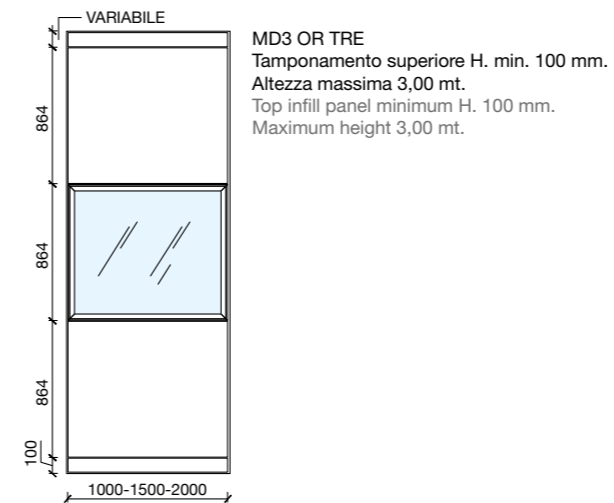
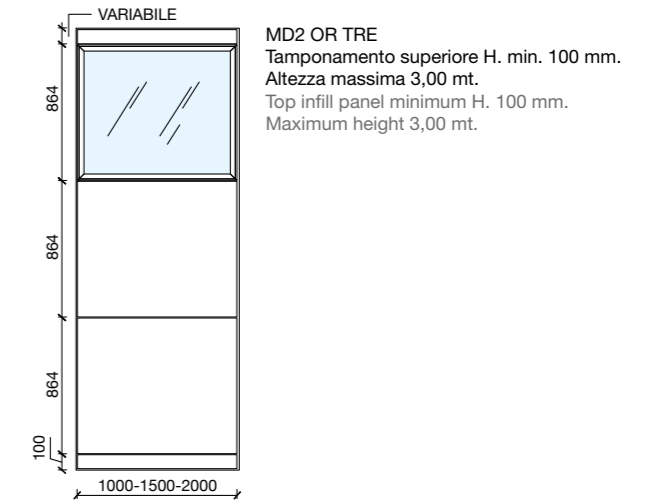
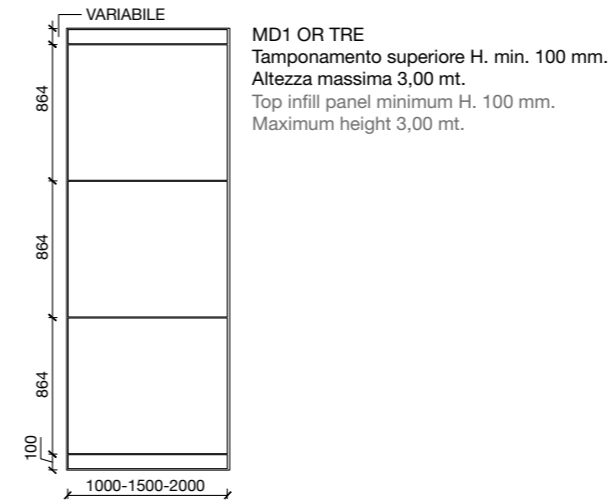
Standard modules:

- Double melamine coated chipboard panels 18 mm thick
- Set of two transparent glasses 4 mm thick
- Glazed surface support profiles color natural aluminium ox

FRAME



FRAME TRE



N.B. Per tutti i moduli FRAME e FRAME TRE con altezza superiore a 3,00 mt si rende necessaria una verifica di fattibilità da parte dell'ufficio tecnico sulla base del progetto specifico.

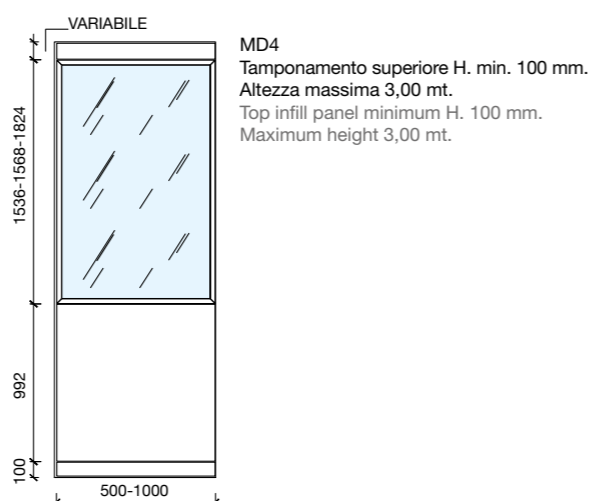
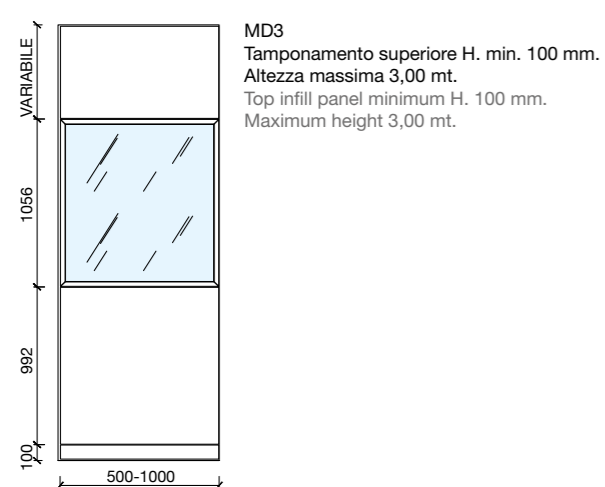
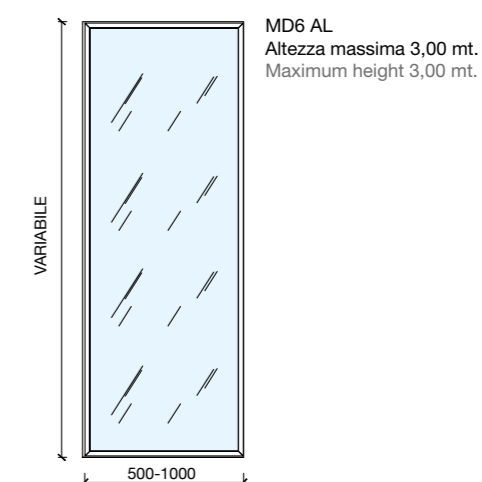
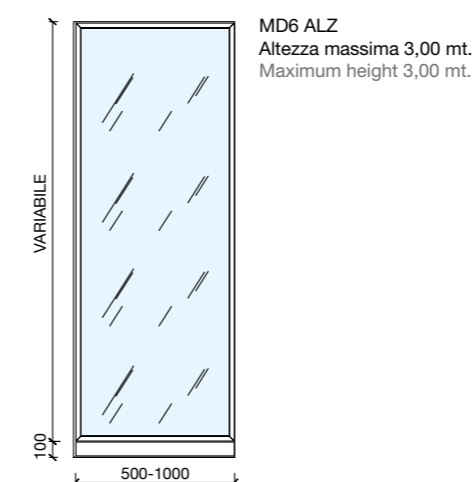
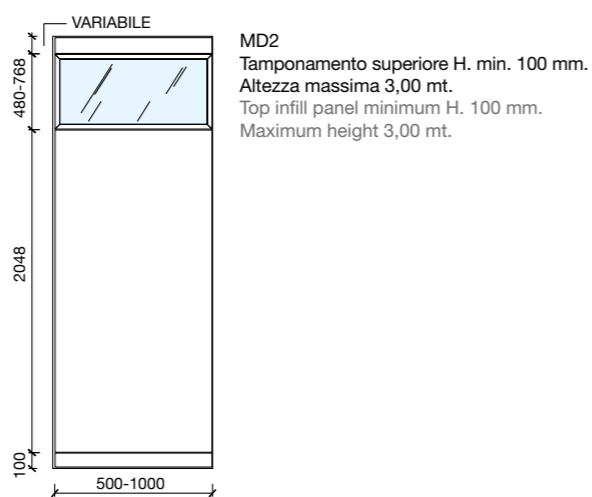
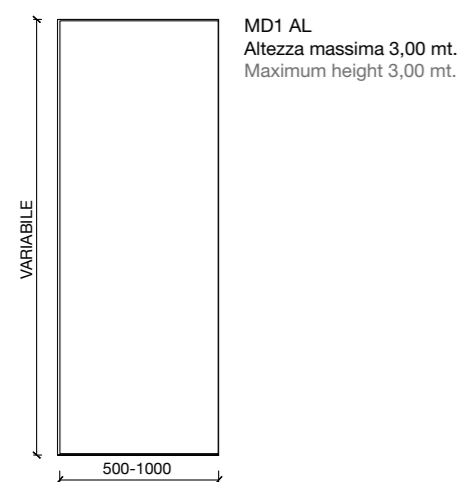
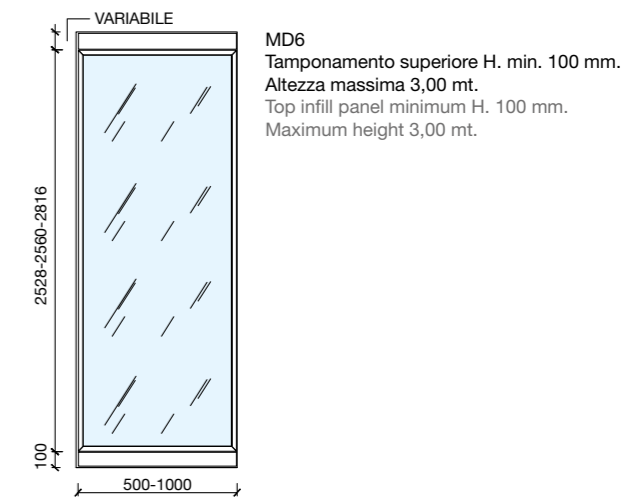
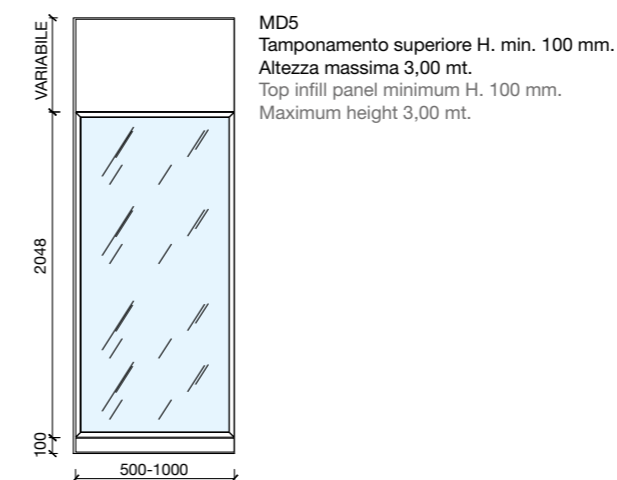

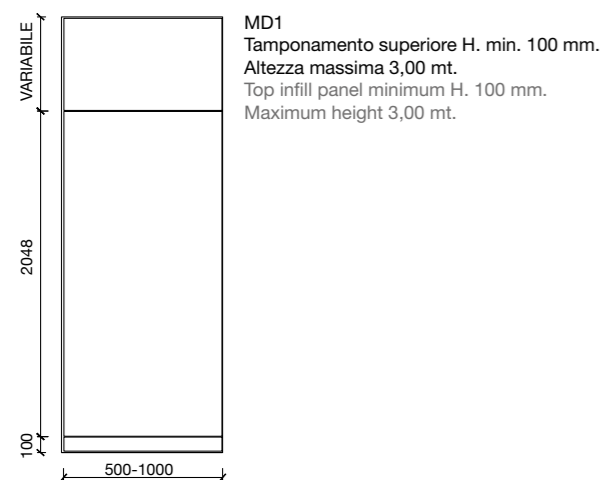
N.B. In case of modules FRAME and FRAME TRE more than 3,00 mt high, a technical evaluation of the project is necessary.

Mopduli standard:

- Doppi pannelli in truciolare sp 18 mm con finitura in melaminico
- Doppi vetri trasparenti sp. 4 mm per MD2-MD3-MD4
- Doppi vetri trasparenti sp. 6 mm per MD5-MD6-MD6ALZ-MD6AL
- Profili portavetro alluminio ox naturale

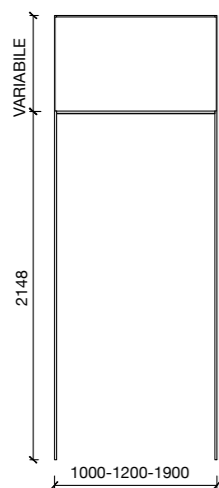
Standard modules:

- Double melamine coated chipboard panels 18 mm thick
- Set of two transparent glasses 4 mm thick for MD2 MD3-MD4
- Set of two transparent glasses 6 mm thick for MD5-MD6-MD6ALZ-MD6AL
- Glazed surface support profiles color natural aluminium ox

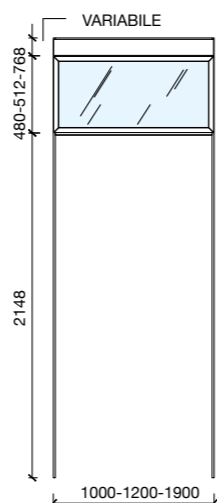


N.B. Per tutti i moduli LINE con altezza superiore a 3,00 mt si rende necessaria una verifica di fattibilità da parte dell'ufficio tecnico sulla base del progetto specifico.

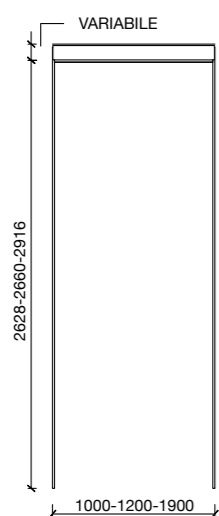
N.B. In case of modules LINE more than 3,00 mt high, a technical evaluation of the project is necessary.



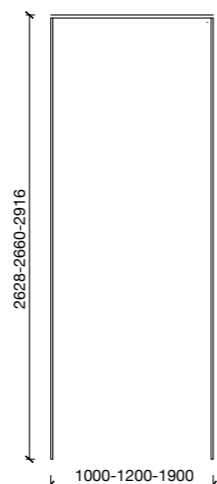
MD1P
 Tamponamento superiore H. min. 100 mm.
 Altezza massima 3,00 mt.
 Top infill panel minimum H. 100 mm.
 Maximum height 3,00 mt.



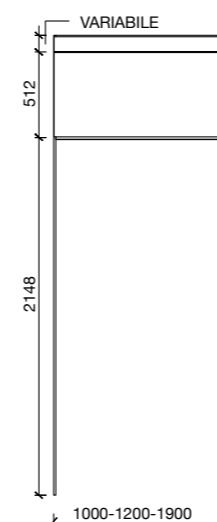
MD2P
 Tamponamento superiore H. min. 100 mm.
 Sopraporta con doppio vetro trasparente sp. 4 mm.
 Profili portavetri colore alluminio naturale.
 Altezza massima 3,00 mt.
 Top infill panel minimum H. 100 mm.
 Transom with double transparent glass 4 mm
 thick and support profiles in aluminium.
 Maximum height 3,00 mt.



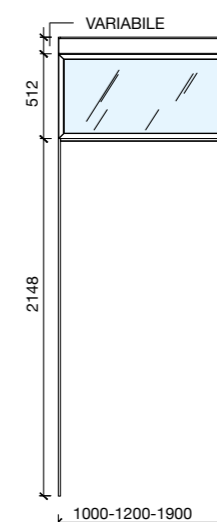
MD1PAL
 Tamponamento superiore H. min. 100 mm.
 Altezza massima 3,00 mt.
 Top infill panel minimum H. 100 mm.
 Maximum height 3,00 mt.



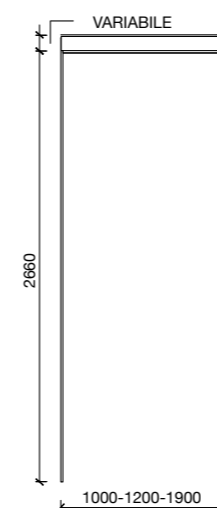
MAD1PAL
 Altezza massima 3,00 mt.
 Maximum height 3,00 mt



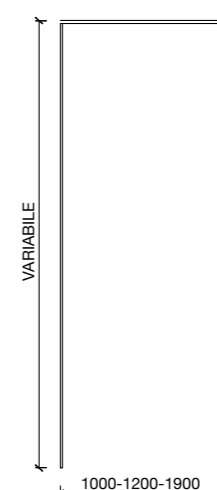
MD1PF
 Tamponamento superiore H. min. 100 mm.
 Altezza massima 3,00 mt.
 Top infill panel minimum H. 100 mm.
 Maximum height 3,00 mt.



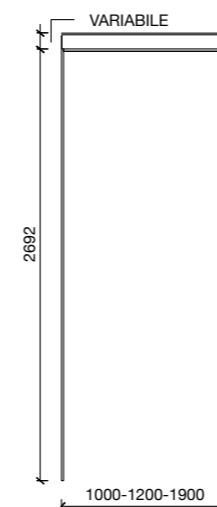
MD2PF
 Altezza massima 3,00 mt.
 Tamponamento superiore H. min. 100 mm.
 Sopraporta con doppio vetro trasparente sp. 4 mm.
 Profili portavetri colore alluminio naturale.
 Maximum height 3,00 mt.
 Top infill panel minimum H. 100 mm.
 Transom with double transparent glass 4 mm
 thick and support profiles in aluminium.



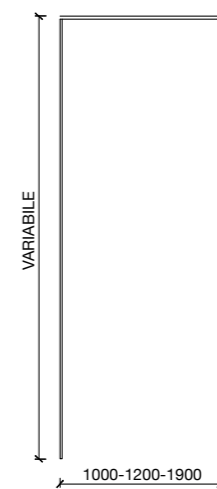
MD1PALF
 Tamponamento superiore H. min. 100 mm.
 Altezza massima 3,00 mt.
 Top infill panel minimum H. 100 mm.
 Maximum height 3,00 mt.




MAD1PALF
 Altezza massima 3,00 mt.
 Maximum height 3,00 mt.



MD1PALF/TRE - FRAME TRE
 Tamponamento superiore H. min. 100 mm.
 Altezza massima 3,00 mt.
 Top infill panel minimum H. 100 mm.
 Maximum height 3,00 mt.

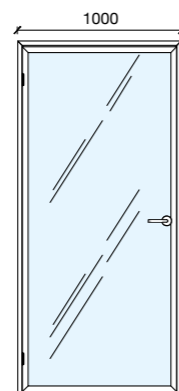


MAD1PALF/TRE - FRAME TRE
 Altezza massima 3,00 mt.
 Maximum height 3,00 mt.



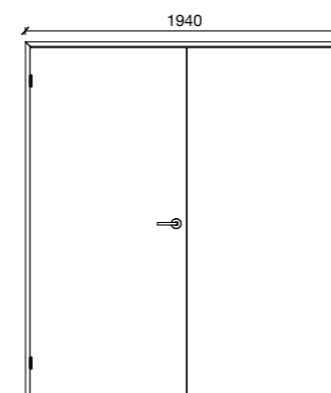
MP1
Porta a un battente, modulo H. 2148 mm. Anta in tamburato sp 40 mm con finitura laminato, H 2107 mm. Single door, module H 2148 mm. Honeycomb core 40 mm thick with laminate finish, height 2107 mm.

MP1AL
Porta a un battente, modulo H. 2628/2660/2916 mm. Anta in tamburato sp 40 mm con finitura laminato, H 2587/2619/2875 mm. Tre cerniere. Single door, module H.2628/2660/2916 mm. Honeycomb core 40 mm thick with laminate finish, height 2587/2619/2875 mm. Three hinges.



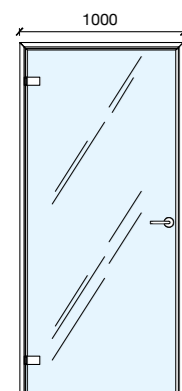
MPT2
Porta con vetro singolo trasparente temperato sp 6 mm intelaiato; modulo H. 2148 mm; anta H. 2107 mm. Single glazed door in transparent, tempered glass 6 mm thick with perimeter frame; module H 2148. Door leaf H. 2107 mm.

MPT2AL
Porta con vetro singolo trasparente temperato sp 12 mm intelaiato; modulo H. 2628/2660/2916 mm; anta H. 2587/2619/2875 mm. Single glazed door in transparent, tempered glass 12 mm thick with perimeter frame; module H. 2628/2660/2916. Door leaf H. 2587/2619/2875 mm. Three hinges.



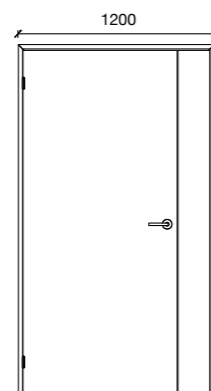
MP7
Porta a doppia anta battente in tamburato sp 40 mm con finitura laminato; modulo H 2148 mm; anta H.2107 mm. Double door. Honeycomb core 40 mm thick with laminate finish; module H 2148. Door leaf H. 2107 mm.

MP7AL
Porta a doppia anta battente in tamburato sp 40 mm con finitura laminato; modulo H 2628/2660/2916 mm; anta H. 2587/2619/2875 mm. Tre cerniere. Double door. Honeycomb core 40 mm thick with laminate finish; module H. 2628/2660/2916 mm. Door leaf H. 2587/2619/2875 mm. Three hinges.



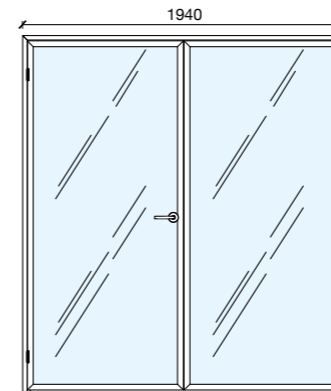
MP3
Porta con vetro singolo trasparente temperato sp 10 mm, modulo H 2148 mm; anta H. 2107 mm. Single glazed door in transparent, tempered glass 10 mm thick, module H 2148 mm ;door leaf H. 2107 mm.

MP3AL
Porta con vetro singolo trasparente temperato sp 10 mm, modulo H 2628/2660/2916 mm; anta H. 2587/2619/2875 mm. Tre cerniere. Single glazed door in transparent, tempered glass 10 mm thick, module H 2628/2660/2916 mm ;door leaf H. 2587/2619/2875 mm. Three hinges.



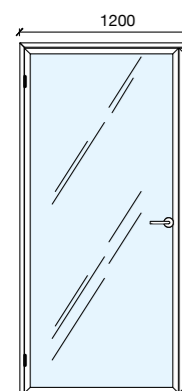
MP4
Porta cieca con anta in tamburato sp 40 mm finitura laminato e semifisso, modulo H 2148 mm; anta H.2107 mm. Solid door, honeycomb core 40 mm thick with laminate finish, and lateral wing; module H 2148 mm; door leaf H. 2107 mm.

MP4AL
Porta cieca con anta in tamburato sp 40 mm finitura laminato e semifisso, modulo H2628/2660/2916 mm; anta H. 2587/2619/2875 mm. Tre cerniere. Solid door, honeycomb core 40 mm thick with laminate finish, and lateral wing; module H 2628/2660/2916 mm; door leaf H. 2587/2619/2875 mm. Three hinges.



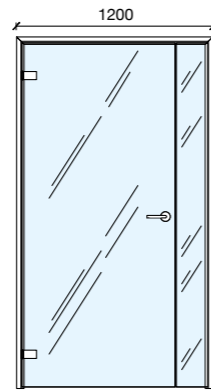
MPT8
Porta a doppia anta in vetro singolo trasparente temperato sp 6 mm intelaiata; modulo H 2148. Anta H. 2107 mm. Double glazed leaf in transparent, tempered glass 6 mm thick with perimeter frame; module H 2148. Door leaf H. 2107 mm.

MPT8AL
Porta a doppia anta in vetro singolo trasparente temperato sp 12 mm intelaiata; modulo H 2628/2660/2916 mm; anta H. 2587/2619/2875 mm. Tre cerniere. Double glazed door in transparent, tempered glass 12 mm thick with perimeter frame; module H. 2628/2660/2916 mm. Door leaf H. 2587/2619/2875 mm. Three hinges.



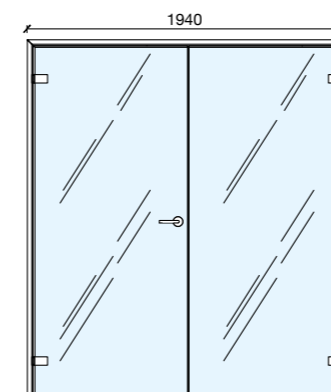
MPT5
Porta con vetro singolo trasparente temperato sp 6 mm intelaiato e semifisso; modulo H 2148 mm; anta H.2107 mm. Single glazed leaf in transparent, tempered glass 6 mm thick with perimeter frame and lateral wing; module H 2148. Door leaf H. 2107 mm.

MPT5AL
Porta con vetro singolo trasparente temperato sp 12 mm intelaiato e semifisso; modulo H2628/2660/2916 mm; anta H. 2587/2619/2875 mm. Tre cerniere. Single glazed leaf in transparent, tempered glass 12 mm thick with perimeter frame and lateral wing; module H. 2628/2660/2913. Door leaf H. 2587/2619/2875 mm. Three hinges.



MP6
Porta con vetro singolo trasparente temperato sp 10 mm e semifisso; modulo H 2148 mm; anta H.2107 mm. Single glazed leaf in transparent, tempered glass 10 mm thick and lateral wing; module H 2148. Door leaf H. 2107 mm.

MP6AL
Porta con vetro singolo trasparente temperato sp 10 mm e semifisso; modulo H 2628/2660/2916 mm; anta H. 2587/2619/2875 mm. Tre cerniere. Single glazed leaf in transparent, tempered glass 10 mm thick and lateral wing; module H. 2628/2660/2916. Door leaf H. 2587/2619/2875 mm. Three hinges.



MP9
Porta a doppia anta in vetro singolo trasparente temperato sp 10 mm; modulo H 2148. Anta H. 2107 mm. Double glazed leaf in transparent, tempered glass 10 mm thick; module H 2148. Door leaf H. 2107 mm.

MP9AL
Porta a doppia anta in vetro singolo trasparente temperato sp 10 mm; modulo H 2628/2660/2916 mm; anta H. 2587/2619/2875 mm. Tre cerniere. Double glazed leaf in transparent, tempered glass 10 mm thick; module H. 2628/2660/2916 mm. Door leaf H. 2587/2619/2875 mm. Three hinges.

MANIGLIE E SERRATURE PER PORTE
Altre maniglie a richiesta
HANDLES AND LOCKS FOR DOORS
Other types on request



Hoppe vetro - Hoppe glass



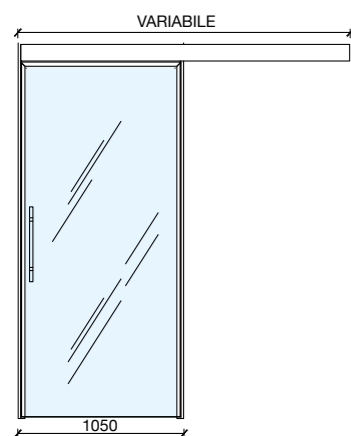
Hoppe



Forma

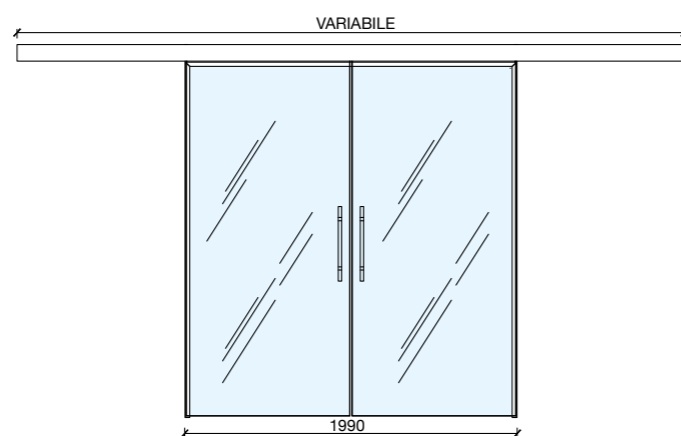
N.B. Misure fuori standard a richiesta. Altezza massima 3 mt. Altezze maggiori salvo verifica tecnica del progetto.

N.B. Out of standard dimensions on demand. In case of doors more than 3,00 mt high, a technical evaluation of the specific project is necessary.




MP3SC
Porta scorrevole ad un'anta in vetro trasparente temperato sp 10 mm, H. 2160 mm.
Single sliding door in transparent, tempered glass 10 mm thick, H. 2160 mm.

MP3ALSC
Porta scorrevole ad un'anta in vetro trasparente temperato sp 10 mm, H. 2640/ 2672/2928 mm.
Single sliding door in transparent, tempered glass 10 mm thick, H. 2640/ 2672/2928 mm.



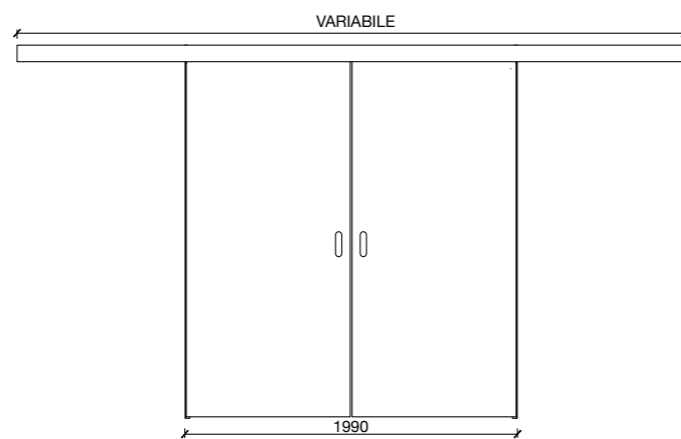
MP9SC
Porta scorrevole a doppia anta in vetro trasparente temperato sp 10 mm, H. 2160 mm.
Double sliding door in transparent, tempered glass 10 mm thick, H. 2160 mm.

MP9ALSC
Porta scorrevole a doppia anta in vetro trasparente temperato sp 10 mm, H. 2640/ 2672/2928 mm.
Double sliding door in transparent, tempered glass 10 mm thick, H. 2640/ 2672/2928 mm.




MP1SC
Porta scorrevole ad anta unica in tamburato sp 40 mm finitura laminato, H. 2160 mm.
Single sliding door. Honeycomb core 40 mm thick with laminate finish, H. 2160 mm.

MP1ALSC
Porta scorrevole ad anta unica in tamburato sp 40 mm finitura laminato, H. 2640/ 2672/2928 mm.
Single sliding door. Honeycomb core 40 mm thick with laminate finish, H. 2640/ 2672/2928 mm.



MP7SC
Porta scorrevole a doppia anta in tamburato sp 40 mm finitura laminato, H. 2160 mm.
Double sliding door. Honeycomb core 40 mm thick with laminate finish, H. 2160 mm.

MP7ALSC
Porta scorrevole a doppia anta in tamburato sp 40 mm finitura laminato, H. 2640/ 2672/2928 mm.
Double sliding door. Honeycomb core 40 mm thick with laminate finish, H. 2640/ 2672/2928 mm.



Maniglia fissa H. 50 cm in acciaio satinato per porta in vetro.
Altre maniglie a richiesta.
Fixed handle H. 50 cm in satined steel for glazed door.
Other types on request.